


ET Dynamic Monocrystalline

ET-M672310WW	310W
ET-M672305WW	305W
ET-M672300WW	300W
ET-M672295WW	295W
ET-M672290WW	290W
ET-M672285WW	285W
ET-M672280WW	280W

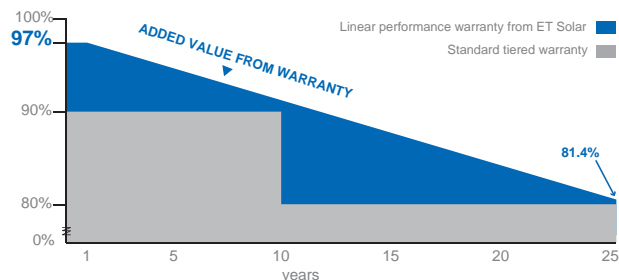


Features

- High module conversion efficiency, through superior manufacturing technology
- 0 to +5W positive tolerance for mainstream products
- Withstand high wind loads and snow loads
- Anodized aluminum improving corrosion resistance
- Anti-reflective highly transparent, low iron tempered glass
- Excellent performance under low light conditions

Benefits

- 25-year linear performance warranty;
10-year warranty on materials and workmanship
- Product liability insurance
- Local technical support
- Local warehousing
- 48 hour-response service
- Enhanced design for easy installation and long-term reliability



IEC 61215 Ed.2
IEC 61730
IEC 61701



Towards Excellence

M/ET-CP-EN-EU2012V4

www.etsolar.com

ELECTRICAL SPECIFICATIONS



Model Type	ET-M672310WV	ET-M672305WV	ET-M672300WV	ET-M672295WV	ET-M672290WV	ET-M672285WV	ET-M672280WV
Peak Power (Pmax)	310W	305W	300W	295W	290W	285W	280W
Module Efficiency	15.98%	15.72%	15.46%	15.20%	14.95%	14.69%	14.43%
Maximum Power Voltage (Vmp)	37.26V	36.75V	36.24V	35.78V	35.72V	35.68V	35.68V
Maximum Power Current (Imp)	8.32A	8.30A	8.28A	8.25A	8.12A	7.99A	7.85A
Open Circuit Voltage (Voc)	45.40V	45.12V	44.92V	44.80V	44.50V	44.35V	44.30V
Short Circuit Current (Isc)	8.95A	8.88A	8.81A	8.72A	8.61A	8.52A	8.41A
Power Tolerance	±3%	±3%	-1% to +3%	0 to +5W	0 to +5W	0 to +5W	0 to +5W
Maximum System Voltage	DC 1000V						
Nonimal Operating Cell Temperature	44.4±2°C						
Series Fuse Rating (A)	20A						
Number of Bypass Diode	3						

MECHANICAL SPECIFICATIONS

Cell type	156mm x 156mm
Number of cells	72 cells in series
Weight	24.07 kg(53.08 lbs) / 23.05kg(50.82 lbs)
Dimensions	1956×992×50mm (77.01×39.06×1.97 inch)
	1956×992×40mm (77.01×39.06×1.57inch)
Max Load	5400Pascals (112 lb/ft²)

TEMPERATURE COEFFICIENT

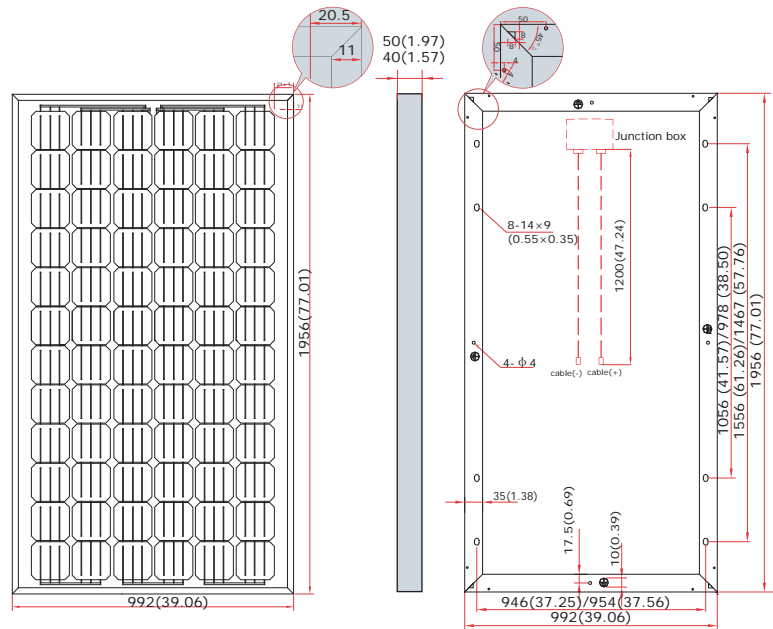
Temp. Coeff. of Isc (TK Isc)	0.02 %/°C
Temp. Coeff. of Voc (TK Voc)	-0.31 %/°C
Temp. Coeff. of Pmax (TK Pmax)	-0.44 %/°C

BIG CARTON PACKING MANNER

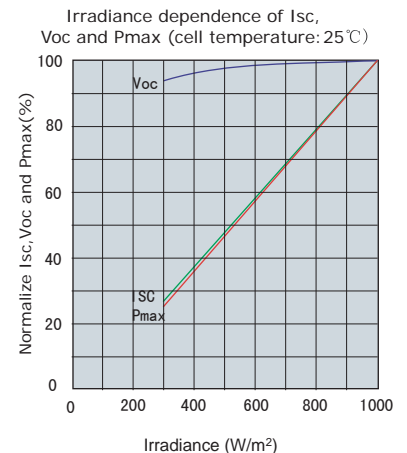
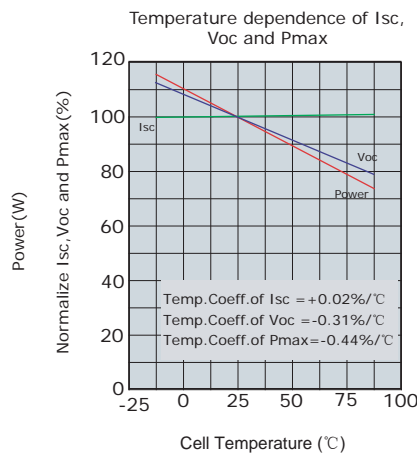
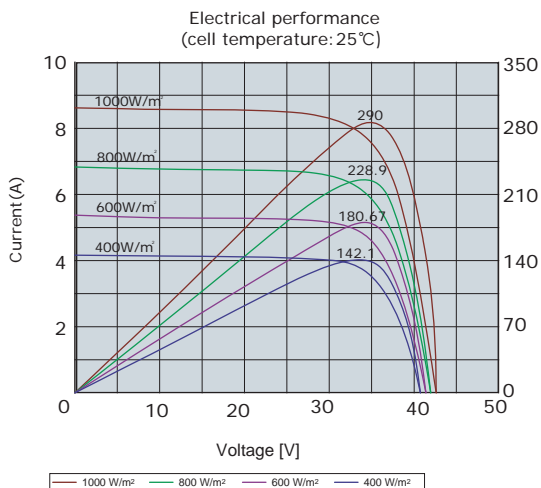
Container	20' GP		40' GP	
	40mm	50mm	40mm	50mm
Frame thickness	40mm	50mm	40mm	50mm
Pieces per Pallet	26	21	26	21
Pallets per Container	10	10	22	22
Pieces per Container	260	210	572	462

PHYSICAL CHARACTERISTICS Unit:mm (inch)

* The former size is for 50mm frame module while the later size for 40mm frame module



ELECTRICAL CHARACTERISTICS



Note: the specifications are obtained under the Standard Test Conditions (STCs): 1000 W/m² solar irradiance, 1.5 Air Mass, and cell temperature of 25 °C. The NOCT is obtained under the Test Conditions : 800 W/m², 20°C ambient temperature, 1 m/s wind speed, AM 1.5 spectrum.

Please contact support@etsolar.com for technical support. The parameters are for reference only, and are subject to change without notice or obligation.